

## STEFAN Smernice

Namen projektnih smernic STEFAN je zagotoviti izčrpen in jasen dokument, ki bo učencem pomagal pri uporabi platforme B-learning. Smernice bodo vsebovale informacije o strukturi mešanega učnega gradiva in uporabniški priročnik, kako se registrirati in uporabljati platformo.

### STEFAN struktura učnega tečaja

Izobraževalna gradiva so lahko učinkovitejša, če učenci vidijo strukturo, učno pot in metodo, namen in cilje so jasni. Kombinirano učenje pomeni, da se individualne in osebne seje mešajo.

Struktura učenja je naslednja:

- 1. srečanje iz oči v oči med mentorjem in udeležencem: 1 ura spletnega/osebnega srečanja  
Cilj: uvod mentorja, predstavitev projekta STEFAN z njegovimi cilji, strukturo, predstavitev udeležencev

Faza pilotnega testiranja: mentorji bodo prosili udeležence, da si bodo, če najdejo kakršne koli zmedene, nejasno razumljive ali nepravilne informacije v gradivu za usposabljanje ali če med pilotiranjem najdejo kakršne koli težave, delali zapiske in mentorjem dali povratne informacije.

Z vsakim udeležencem posebej

- individualno učenje: udeleženci gredo skozi module 1-3.

Zadani časovni okvir: 5 dni

Vsak modul STEFAN vsebuje 3 korake:

Prvi korak: test, imenovan Orodje za preverjanje kompetenc. Udeleženec mora odgovoriti na vprašanja in ko konča, prejme povratno informacijo s svojim rezultatom. Cilj je izmeriti znanje udeleženca v povezavi z moduli projekta.

Drugi korak: sam modul. Udeleženci jih morajo prebrati posamično. Časovni okvir za module 1-3 je 5 dni.

Tretji korak: test za samoocenjevanje. Udeleženci lahko preverijo, kaj so se naučili iz modula. S pravnimi odgovori bo zagotovljena takojšnja povratna informacija.

- 2. srečanje iz oči v oči med mentorjem in udeležencem: 1 ura drugega spletnega/osebnega srečanja

Cilj: razprava o prvih 3 modilih, problemih, ki so se pojavili, evalvacija modulov, platforma

- 2. individualno učenje: udeleženci gredo skozi module 4-6

Zadani časovni okvir: 5 dni

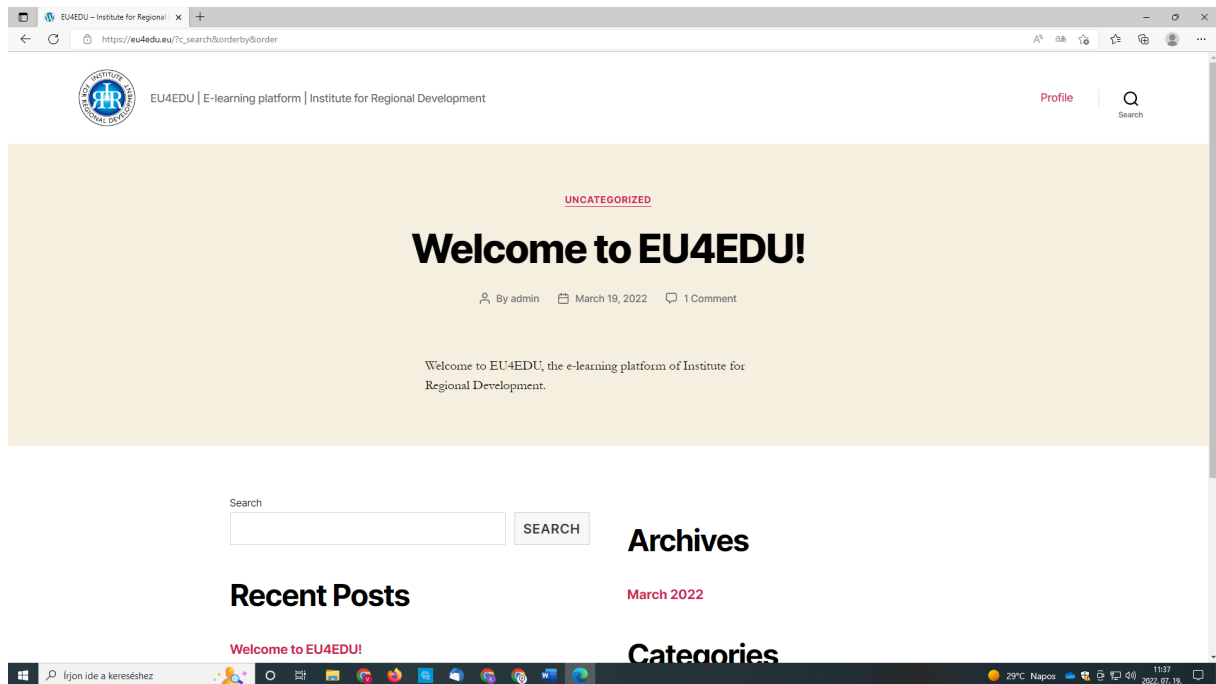
- 3. srečanje iz oči v oči med mentorjem in udeležencem: 1 ura spletnega/osebnega srečanja

Cilj: razprava o modilih 4-6, problemi, ki so se pojavili, evalvacija modulov, platforma

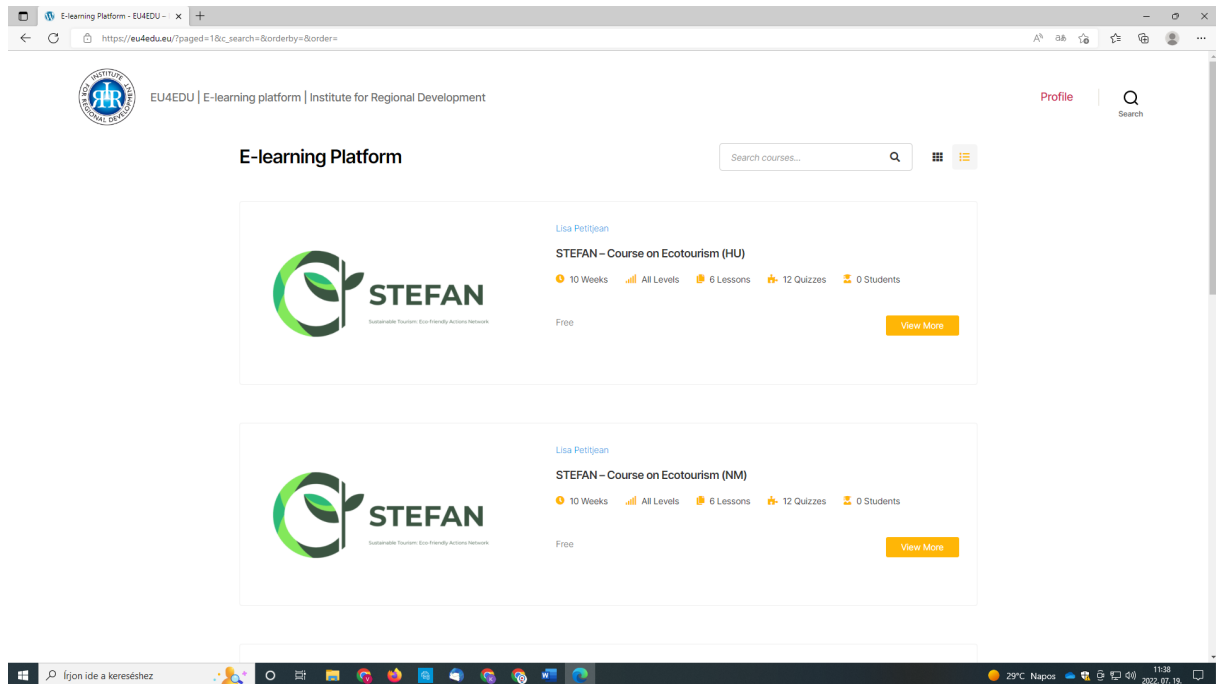
Spletna evalvacija: zelo kratek spletni evalvacijski vprašalnik bo pripravil VP

### Uporabniški priročnik za platformo STEFAN

Učna platforma STEFAN je na voljo na naslednji spletni strani: [https://eu4edu.eu/?paged=1&c\\_search=&orderby=&order=](https://eu4edu.eu/?paged=1&c_search=&orderby=&order=)



Klikniti morate na logotip v levem kotu na vrhu spletne strani. Nato boste videli razpoložljive tečaje v različnih jezikih.



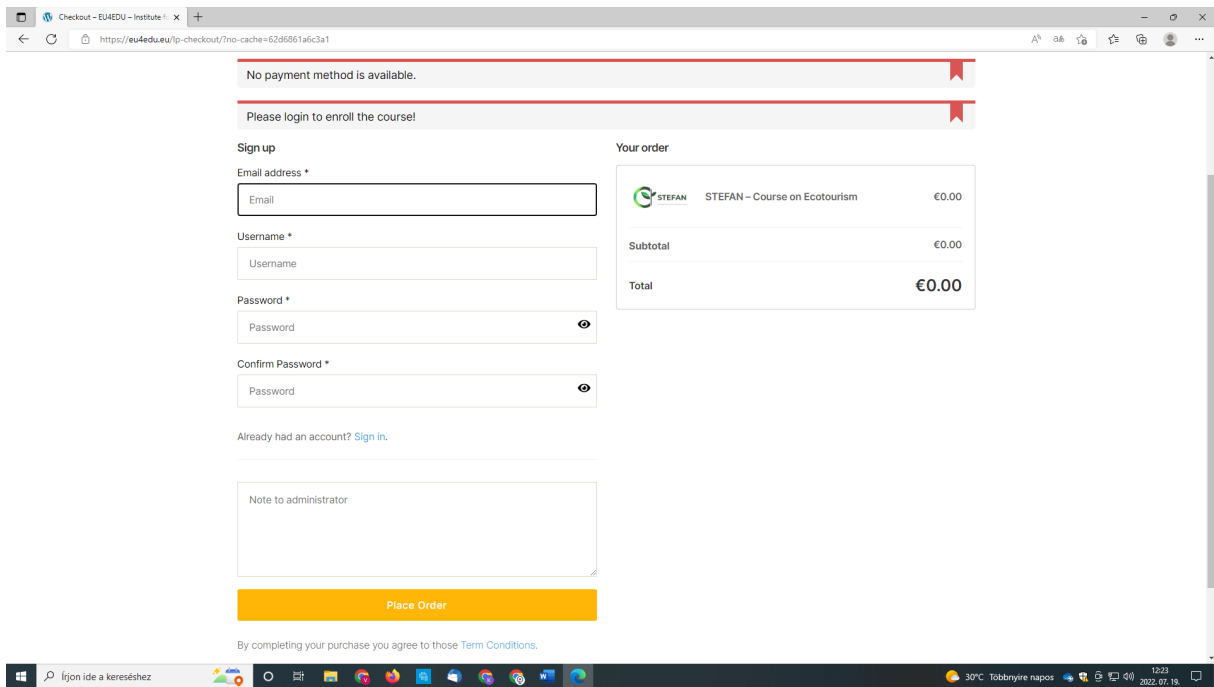
Izberite svoj jezik in kliknite na naslov tečaja ali rumeni gumb »poglej več«.

The screenshot shows the course page for 'STEFAN - Course on Ecotourism' on the EU4EDU platform. The page features a dark purple header with the course title and a 'Free Start Now' button. Below the header, there are tabs for 'Curriculum' and 'Instructor'. The 'Curriculum' tab is active, showing a list of modules. The first module is 'Module 1. Time to practice!' with 10 questions and a 20-minute duration. Below it is '1. Introduction to Ecotourism and Sustainable Tourism'. The 'Instructor' tab shows 'Admin' as the instructor. The course is categorized as 'Uncategorized'. The platform logo and name 'EU4EDU | E-learning platform | Institute for Regional Development' are visible at the top. The browser address bar shows the URL 'https://eu4edu.eu/course/stefan-new-course/'.

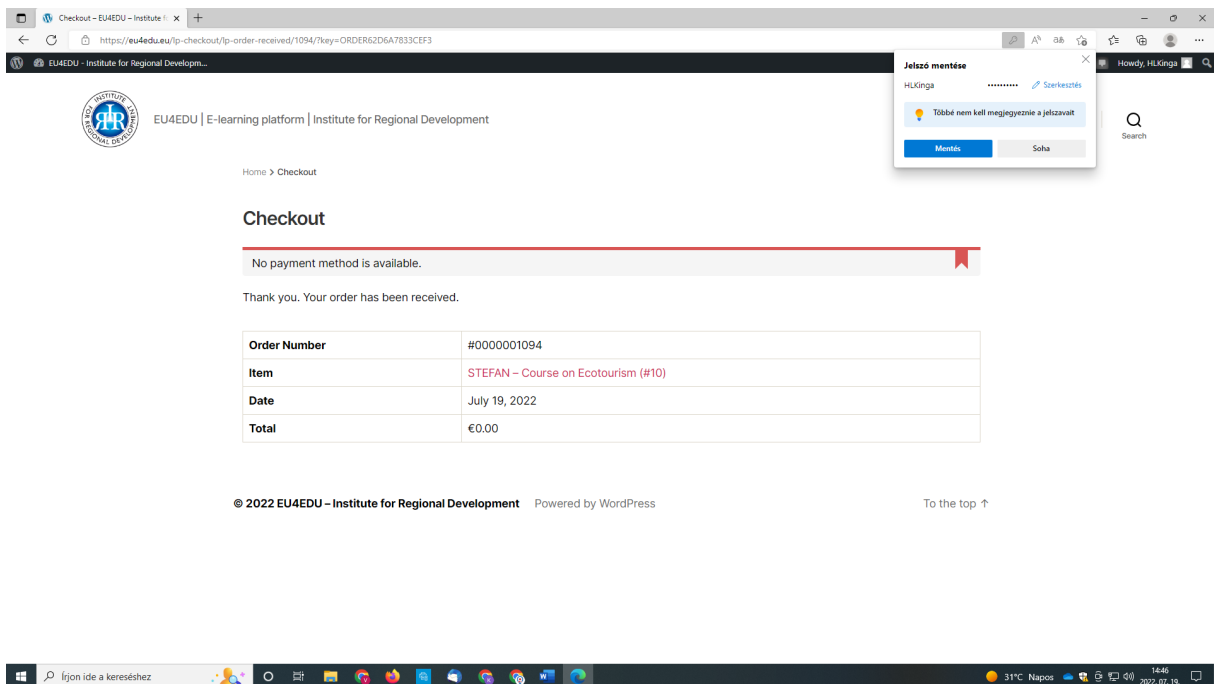
Za začetek tečaja se morate registrirati na platformi. Zato najprej kliknite rumeni gumb »Začni zdaj«.

The screenshot shows the checkout page on the EU4EDU platform. The page displays a 'Checkout' section with a red error message: 'No payment method is available.' and another red error message: 'Please login to enroll the course!'. Below the error messages, there is a 'Sign in' section with a 'Username or email' field, a 'Password' field, and a 'Remember me' checkbox. There is also a 'Lost password?' link. Below the sign-in fields, there is a 'Note to administrator' text area. To the right of the sign-in fields, there is a 'Your order' section showing the course 'STEFAN - Course on Ecotourism' for €0.00, a 'Subtotal' of €0.00, and a 'Total' of €0.00. The platform logo and name 'EU4EDU | E-learning platform | Institute for Regional Development' are visible at the top. The browser address bar shows the URL 'https://eu4edu.eu/ip-checkout/?no-cache=62d694960a600'. The system tray at the bottom shows the date and time as 12:16 on 2022.07.19.

Če ste registrirani, se lahko prijavite s svojim elektronskim naslovom in geslom. Če še niste registrirani, kliknite na modro besedilo "prijava" in ustvarite račun tako, da izpolnite zahtevane podatke.



Ko dodate svoje e-poštno uporabniško ime in nastavite geslo, kliknite na rumeni gumb »Oddaj naročilo«.



Vaša registracija je opravljena. Kliknite logotip v levem kotu na vrhu spletne strani, nato boste videli razpoložljive tečaje v različnih jezikih. Izberite svoj jezik in kliknite na naslov tečaja ali rumeni gumb »poglej več«.

The screenshot shows the course dashboard for 'STEFAN - Course on Ecotourism'. At the top, it displays course statistics: 10 Weeks, All Levels, 6 Lessons, 12 Quizzes, and 2 Students. The main content area is divided into 'Curriculum' and 'Instructor' tabs. Under 'Curriculum', there is a list of items including 'Module 1. Time to practice!' (10 questions, 20 minutes) and '1. Introduction to Ecotourism and Sustainable Tourism'. A 'Continue' button is visible in the top right. A summary box on the right shows: 'You started on: July 19, 2022', 'Course will end: September 27, 2022', 'Lessons completed: 0/6', 'Quizzes finished: 0/12', and 'Course progress: 0%'. The footer includes '© 2022 EU4EDU - Institute for Regional Development' and 'Powered by WordPress'.

Če želite začeti, kliknite besedilo »Modul 1. Čas za vadbo« ali vijoličen gumb »10 vprašanj«.

The screenshot shows the 'Module 1. Time to practice!' quiz page. The page title is 'Module 1. Time to practice!'. Below the title, it displays 'Questions: 10', 'Duration: 00:20:00', and 'Passing grade: 80%'. A 'Start' button is prominently displayed in the center. On the left side, there is a sidebar with a search bar and a list of course items, including 'Module 1. Time to practice!' (10 questions, 20 minutes) and '1. Introduction to Ecotourism and Sustainable Tourism'. The top right of the page shows '0 of 18 items'.

Na novi strani kliknite gumb "Start".

Prvo vprašanje bo vidno. Med testom krogi ob možnih odgovorih pomenijo, da je pravilen le en odgovor, kvadratki pa, da je pravih odgovorov več. S klikom na krog/kvadrat lahko izbirate med odgovori.

Na dnu strani lahko vidite gumba »Prejšnja« in »Naprej«. S klikom na Naprej se lahko premaknete na naslednje vprašanje, s klikom na Naprej se lahko vrnete na prejšnje.

The screenshot shows a web browser window with the URL <https://eu4edu.eu/course/stefan-new-course/quizzes/module-1-time-to-practice-copy/>. The page title is "STEFAN - Course on Ecotourism" and it shows "0 of 18 items". The main content area is titled "Module 1. Time to practice!" and displays "Question 10 to 10" with a timer at 17:23 and a "FINISH QUIZ" button. The question is: "10. Which of the following are examples of Ecotourism? Copy". There are four radio button options: "Mikulov Region, Czech Republic" (checked), "Gas-powered cruise ships tourism" (checked), "Kuranda Skyrail Rainforest Cableway, Queensland, Australia", and "Soča Valley, Slovenia". A "Finish Quiz" button is located at the bottom of the question area. The left sidebar contains a search bar and a list of course items, including "Module 1. Time to practice!" and "2. Ethical Issues". The Windows taskbar at the bottom shows the time as 15:04 on 2022.07.19.

Ko odgovorite na 10. vprašanje, kliknite na gumb "Končaj kviz" na dnu strani.

This screenshot shows the same quiz interface as above, but with a confirmation dialog box overlaid in the center. The dialog box contains the text "Are you sure to submit quiz?" and two buttons: "Cancel" and "OK". The background content is dimmed. The timer now shows 16:51. The Windows taskbar at the bottom shows the time as 15:05 on 2022.07.19.

Pojavilo se bo potrditveno vprašanje, kliknite »da«

The screenshot shows a quiz result page for 'Module 1. Time to practice!'. The score is 20% (2/10 points). The status is 'Failed'. The quiz statistics are as follows:

Time spent	00:03:14
Points	2 / 10
Questions	10
Correct	2
Wrong	8
Skipped	0

A 'Review' button is visible at the bottom of the quiz results.

Rezultate testa lahko vidite zdaj.

Na dnu strani boste znova videli gumb »Naprej«, kliknite ga, da nadaljujete z učnim gradivom. Po testu boste videli prvi modul.

The screenshot shows a lesson page for '1. Introduction to Ecotourism and Sustainable Tourism'. The slide content is as follows:

Co-funded by the Erasmus+ Programme of the European Union


**Module 1 - Introduction to Ecotourism and Sustainable Tourism**

**STEFAN**  
Sustainable Tourism: Eco-Friendly Actions Network

Navigation buttons: < 1 > Complete

Če želite videti naslednji diapozitiv, morate pritisniti gumb »>>« na dnu diapozitivov. Ko končate tečaj, lahko kliknete gumb »Dokončaj«.





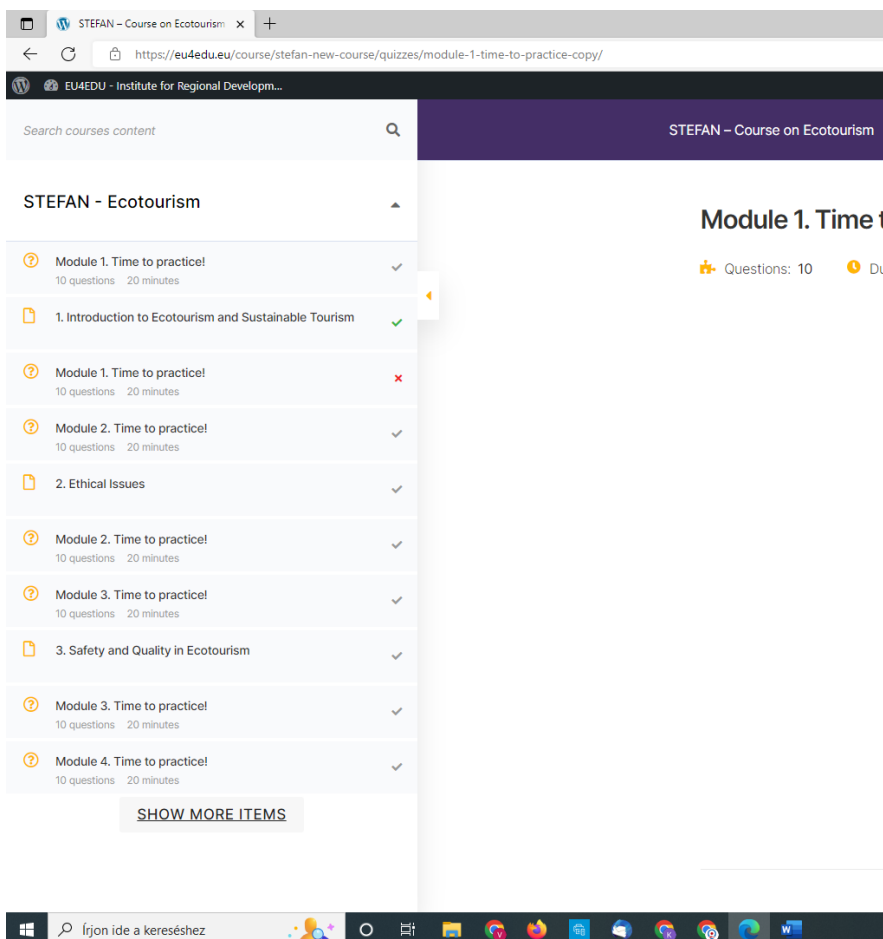
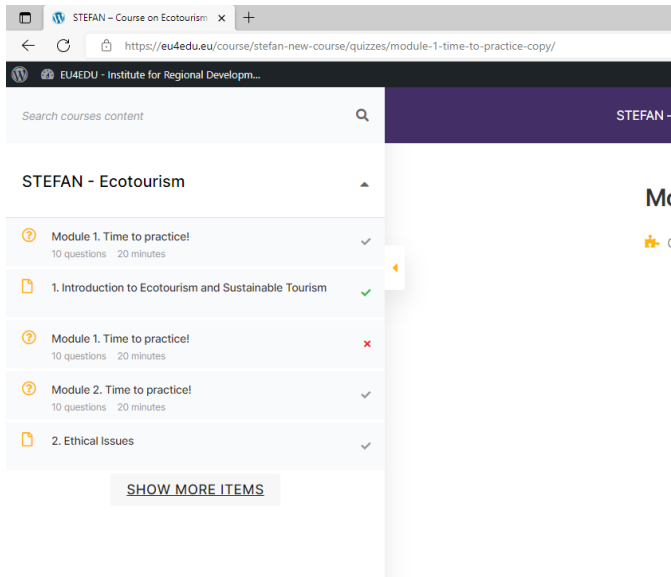
Complete

A screenshot of a web browser displaying a course page. The browser address bar shows the URL: https://eu4edu.eu/course/stefan-new-course/lessons/introduction-to-ecotourism-and-sustainable-tourism/. The page header includes 'ELI4EDU - Institute for Regional Developm...' and 'STEFAN - Course on Ecotourism' with '1 of 18 Items'. A sidebar on the left lists course items: 'Module 1. Time to practice!', '1. Introduction to Ecotourism and Sustainable Tourism', 'Module 1. Time to practice!', 'Module 2. Time to practice!', and '2. Ethical Issues'. The main content area shows a 'THANK YOU' slide with the STEFAN logo and a 'Complete' button. The slide text includes: 'THANK YOU', 'STEFAN Sustainable Tourism Eco-Friendly Actions Network', and a disclaimer: 'The European Commission support for the production of this document does not constitute an endorsement of the contents which reflect the views only of the authors, and the Commission cannot be held responsible for any use which may be made of the information contained therein.' The slide also features the STEFAN logo and the European Union flag.

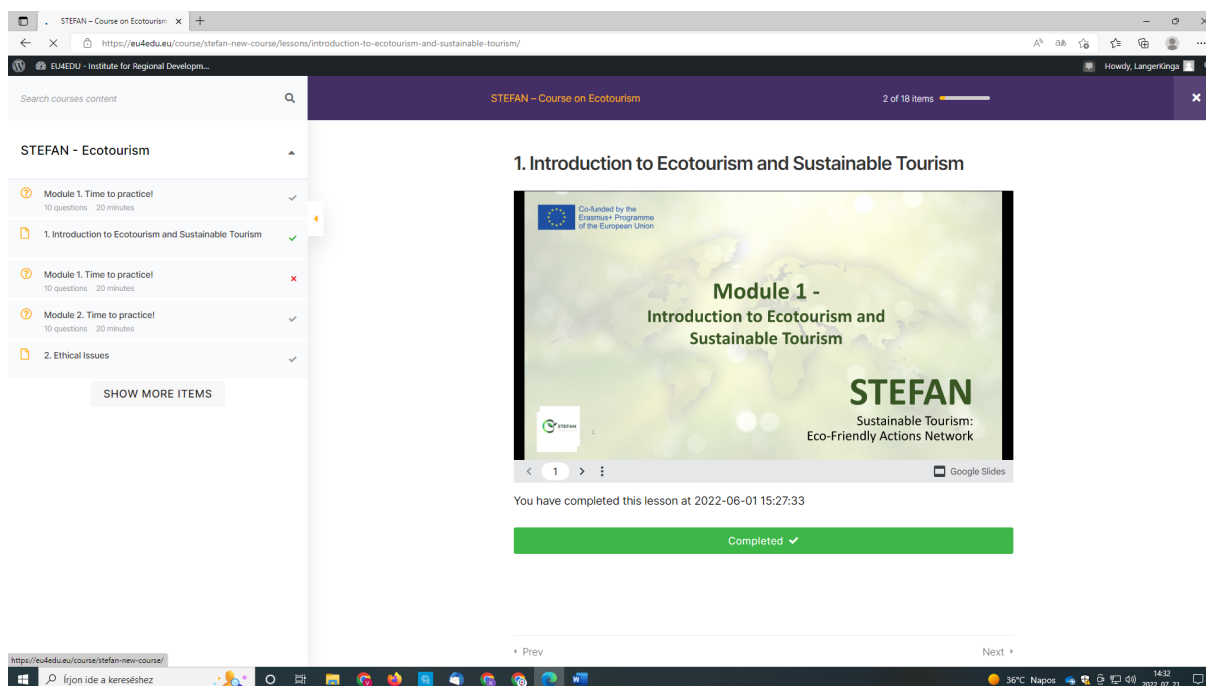
Po končanem modulu sledi samoocenjevalni test, da vidimo, kaj se naučite iz modula.

A screenshot of a web browser displaying a quiz results page. The browser address bar shows the URL: https://eu4edu.eu/course/stefan-course-on-ecotourism-hu/quizzes/modul-1-ideje-gyakorolni-copy/. The page header includes 'ELI4EDU - Institute for Regional Developm...' and 'STEFAN - Course on Ecotourism (HU)' with '1 of 18 Items'. A sidebar on the left lists course items: 'Modul 1. Ideje gyakorolni!', '1. Bevezetés az Öko- és a Fenntartható turizmusba', 'Modul 1. Ideje gyakorolni!', 'Modul 2. Ideje gyakorolni!', and '2. Etikai kérdések'. The main content area shows a quiz results summary for 'Modul 1. Ideje gyakorolni!'. A large circular progress indicator shows '80%' completion. Below the indicator is a green 'Passed' button with a checkmark. The summary includes: 'Time spent: 00:04:07', 'Points: 8 / 10', 'Questions: 10', 'Correct: 8', 'Wrong: 2', and 'Skipped: 0'. A 'Review' button is located at the bottom of the summary.

Na levi strani strani boste videli teste in module tečajev. Če si želite ogledati celoten seznam, kliknite na gumb "prikaži več elementov".



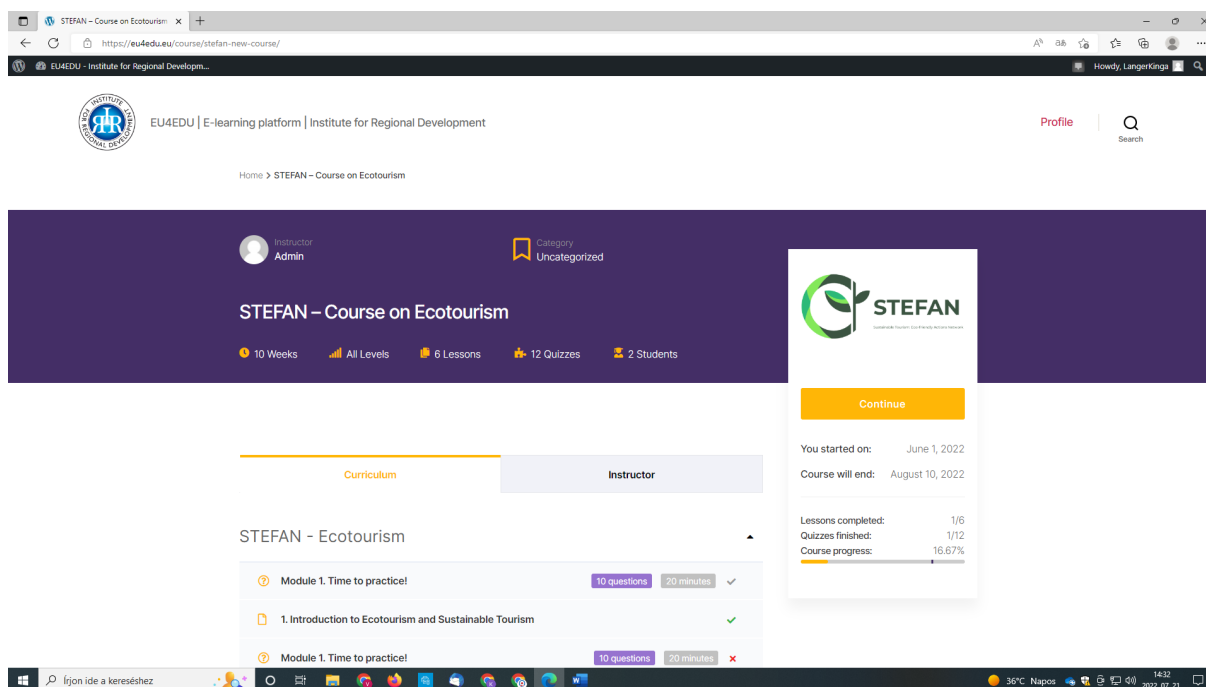
Če želite pobegniti od učnega gradiva, lahko kliknete na "STEFAN-Tečaj o ekoturizmu" in znašli se boste na glavni strani.



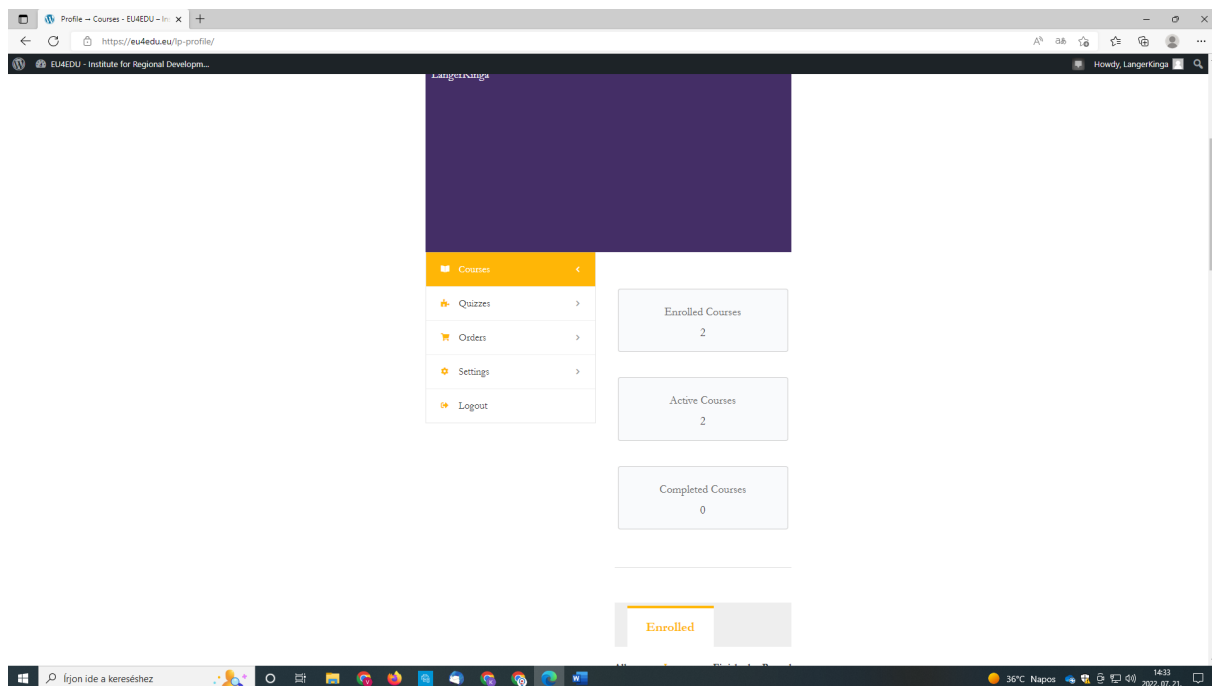
The screenshot shows a web browser window displaying the STEFAN course interface. The URL is <https://eu4edu.eu/course/stefan-new-course/lessons/introduction-to-ecotourism-and-sustainable-tourism/>. The page title is "STEFAN - Course on Ecotourism" and it shows "2 of 18 items". A search bar is visible at the top left. The main content area displays "1. Introduction to Ecotourism and Sustainable Tourism" with a video player showing a slide titled "Module 1 - Introduction to Ecotourism and Sustainable Tourism" from the STEFAN Sustainable Tourism: Eco-Friendly Actions Network. Below the video, it states "You have completed this lesson at 2022-06-01 15:27:33" and a green "Completed" button is visible. A sidebar on the left lists course items, including "Module 1. Time to practice!" and "1. Introduction to Ecotourism and Sustainable Tourism".

Na glavni strani je na desni strani gumb »Nadaljuj«, s klikom na katerega lahko nadaljujete tečaj.

V desnem zgornjem kotu je gumb »profil«. S klikom si lahko ogledate svoje vpisane, aktivne in opravljene module/tečaj.



The screenshot shows the main profile page for the STEFAN course. The URL is <https://eu4edu.eu/course/stefan-new-course/>. The page header includes the EU4EDU logo and "EU4EDU | E-learning platform | Institute for Regional Development". The course title "STEFAN - Course on Ecotourism" is prominently displayed, along with statistics: "10 Weeks", "All Levels", "6 Lessons", "12 Quizzes", and "2 Students". A "Continue" button is visible. A sidebar on the left shows the course curriculum, including "Module 1. Time to practice!" and "1. Introduction to Ecotourism and Sustainable Tourism". A profile card on the right shows course details: "You started on: June 1, 2022", "Course will end: August 10, 2022", "Lessons completed: 1/6", "Quizzes finished: 1/12", and "Course progress: 16.67%".



Če naletite na kakršno koli težavo pri uporabi platforme, ne oklevajte in kontaktirajte svojega mentorja. Lahko vam pošljejo navodila po e-pošti s tiskanimi zasloni ali pa imate spletni sestanek za rešitev težav.

Upamo, da vam bo naš tečaj všeč in da se vam bo učno gradivo zdelo zanimivo in uporabno.

Vso srečo!